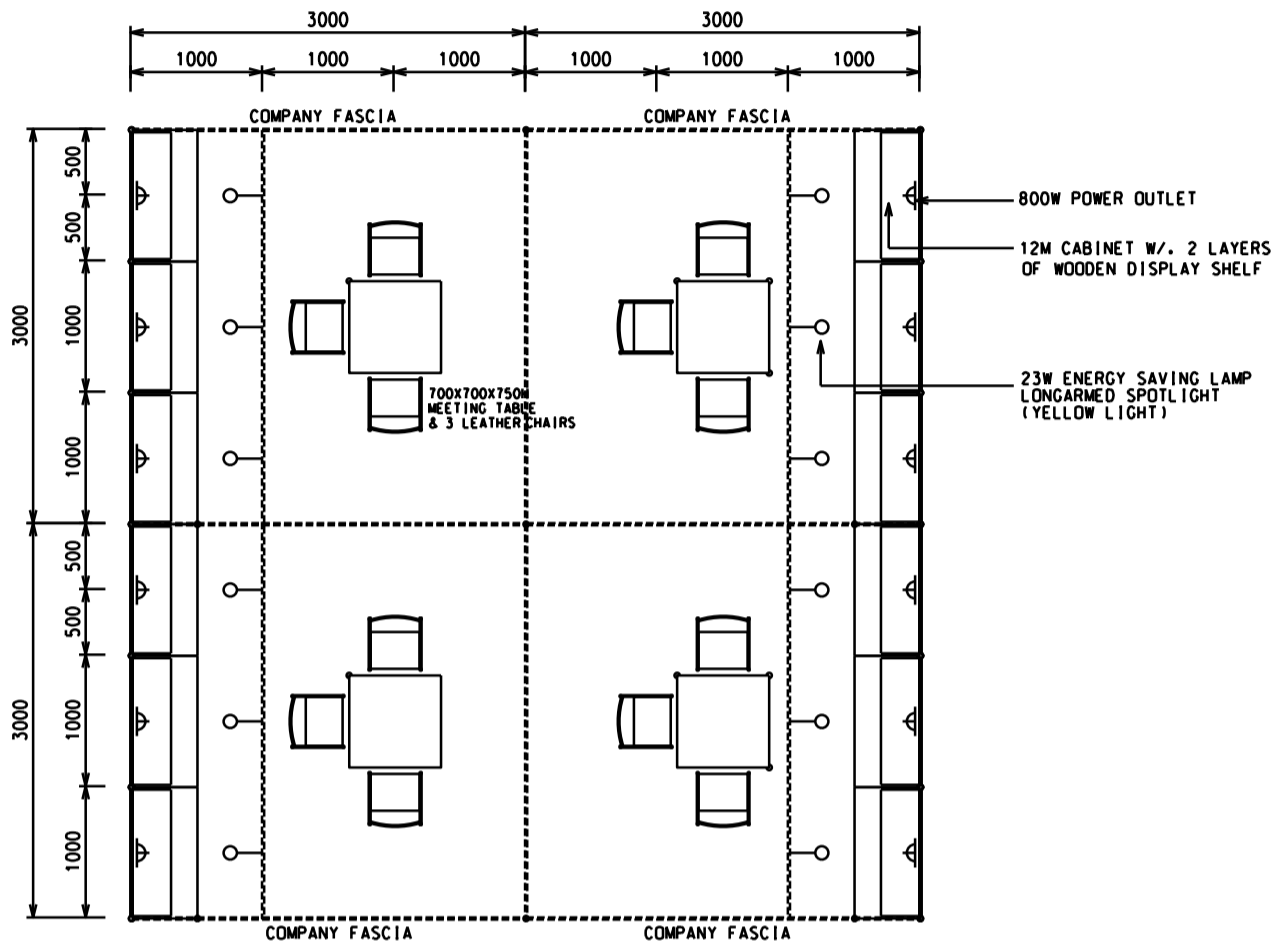
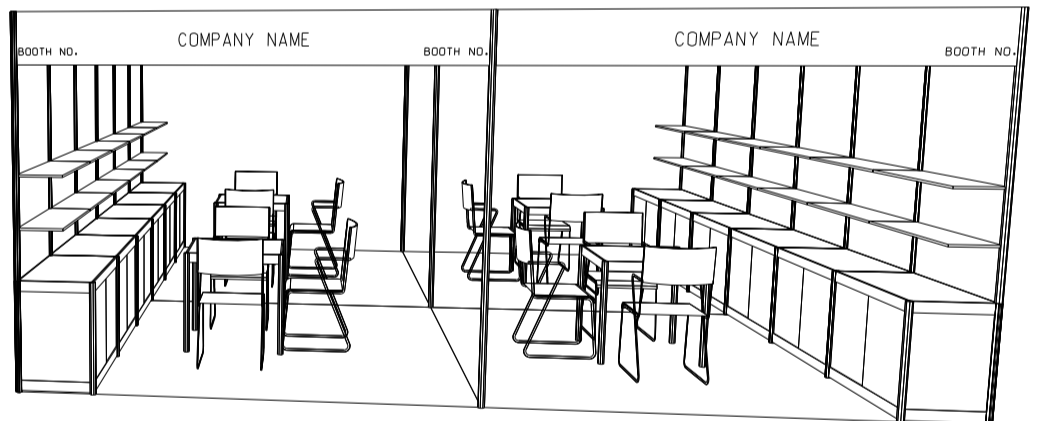


36 sqm. 2-Side Open Booth (Option A)


三十六平方米兩面開通攤位 (建議 A)



PLAN
6M(W) X 6M(D) X 2.5M(H)
2-SIDE OPEN BOOTH A



PERSPECTIVE
6M(W) X 6M(D) X 2.5M(H)
2-SIDE OPEN BOOTH A



ELEVATION
6M(W) X 6M(D) X 2.5M(H)
2-SIDE OPEN BOOTH A

BOOTH SPECIFICATIONS		QTY.
	1000W x 500D x 750H CABINET	12
	3000W x 300D WOODEN DISPLAY SHELF	8
	700W x 700D x 750H MEETING TABLE	4
	BLACK LEATHER CHAIR	12
	23W ENERGY SAVING LAMP LONGARMED SPOTLIGHT (YELLOW LIGHT)	12
	800W SOCKET	12
	H70mm CEILING BEAM	12M
	RUBBISH BIN & CARPET (36sqm.)	