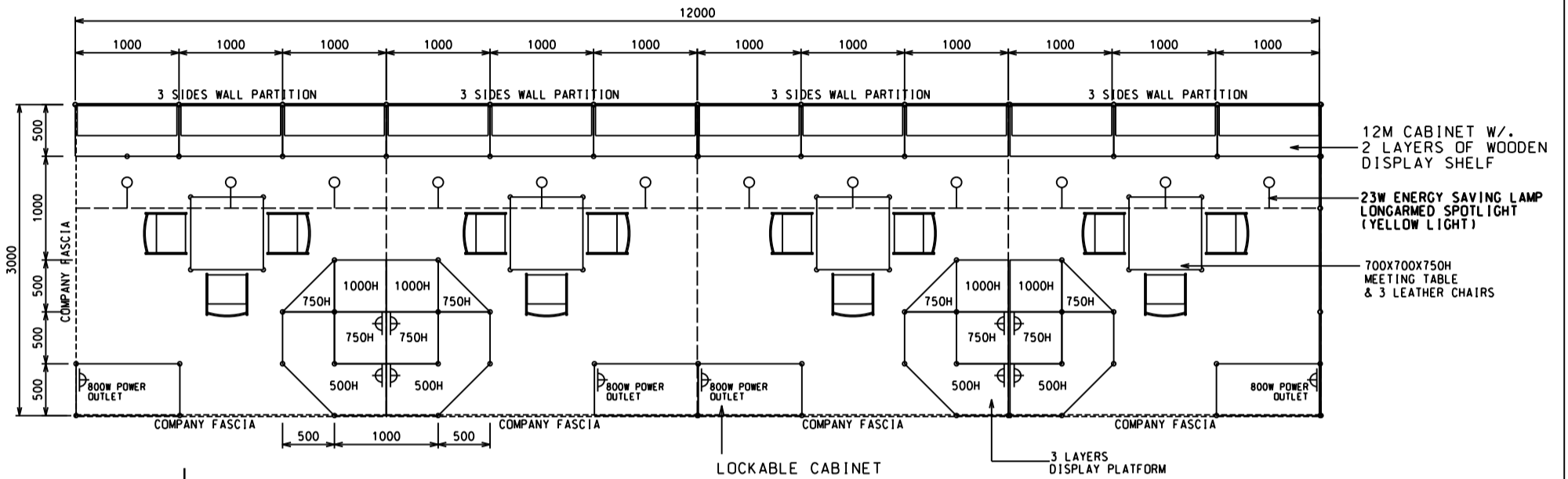
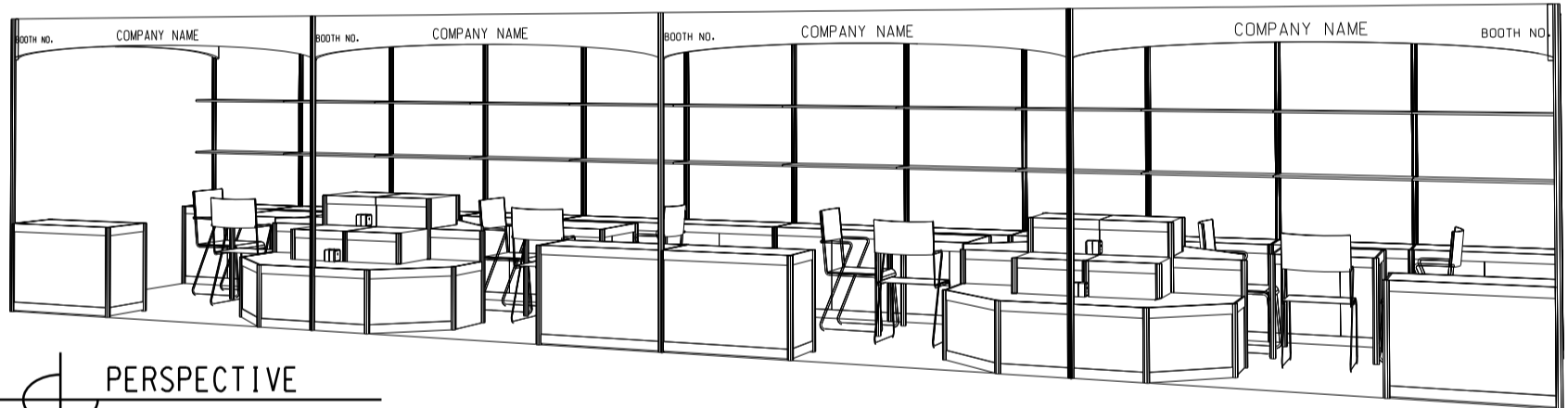


36 sqm. Left Corner Booth (Option B)

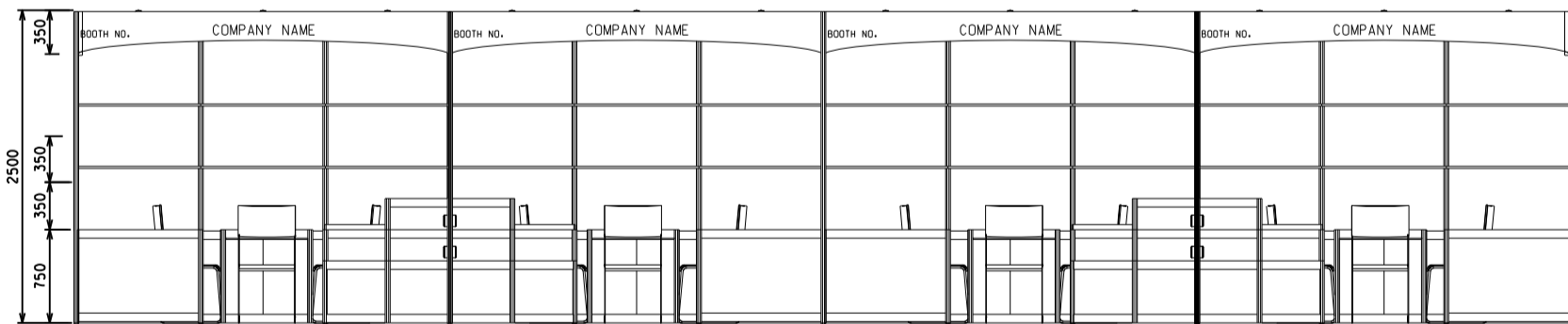
三十六平方米左面角位攤位 (建議B)



PLAN
12M(W) X 3M(D) X 2.5M(H)
LEFT CORNER BOOTH B



PERSPECTIVE
12M(W) X 3M(D) X 2.5M(H)
LEFT CORNER BOOTH B



ELEVATION
12M(W) X 3M(D) X 2.5M(H)
LEFT CORNER BOOTH B

BOOTH SPECIFICATIONS		QTY.
	1000W x 500D x 750H CABINET	16
	3000W x 300D WOODEN DISPLAY SHELF	8
	3 LAYERS OF DISPLAY PLATFORM	4
	700W x 700D x 750H MEETING TABLE	4
	BLACK LEATHER CHAIR	12
	23W ENERGY SAVING LAMP LONGARMED SPOTLIGHT (YELLOW LIGHT)	12
	800W SOCKET	12
	H70mm CEILING BEAM	12M
RUBBISH BIN & CARPET (36sqm.)		