


Important Circular: Exhibitor e-Badge




With rapid development of mobile technology and to provide the essential tools for SMEs to maximise business opportunities in the digital era, the [HKTDC Marketplace App](#) has been enhanced to upgrade buyer and exhibitor experience.

As part of this enhancement, we have launched the exhibitor e-Badge function within the App for a seamless fairground experience while being environmental friendly. You are highly recommended to make use of this new feature. Exhibitor e-Badges of your booth can be redeemed through logging in the App **with the contact email address of your Exhibitor Account**.

Please redeem your own Exhibitor e-Badge and assist your colleagues on the arrangements before the move-in date.


Exhibitors are reminded that the Check-in counters are expected to be very busy on the move-in date, so you and your colleagues are **STRONGLY** recommended to redeem your Exhibitor e-Badge in advance so that you can **DIRECTLY** enter the fairground by showing your e-Badge upon arrival.

Should you have any questions, please feel free to call us on **+852-1830668/** via e-mail at exhibitions@hktdc.org or contact the Hong Kong International Lighting Fair (Autumn Edition) team for further assistance.



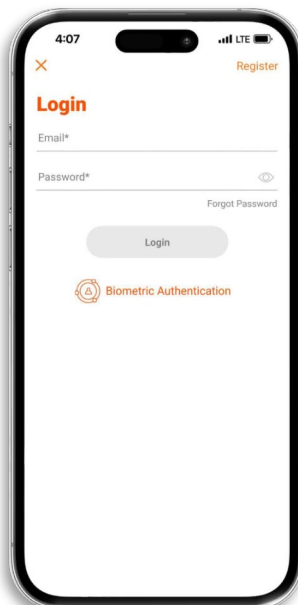
Guideline1 : How to get your Exhibitor E-badge via HKTDC Marketplace App

Step 1




Download HKTDC Marketplace App.

Step 2




Login with your Exhibitor Account.

Step 3



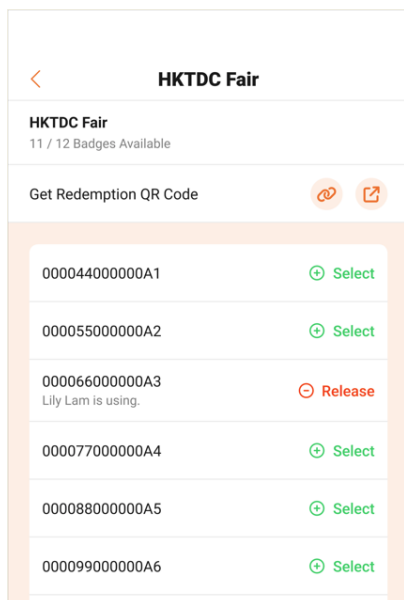
Click the e-Badge button.

Step 4



Click "Get Exhibitor e-Badge".

Step 5

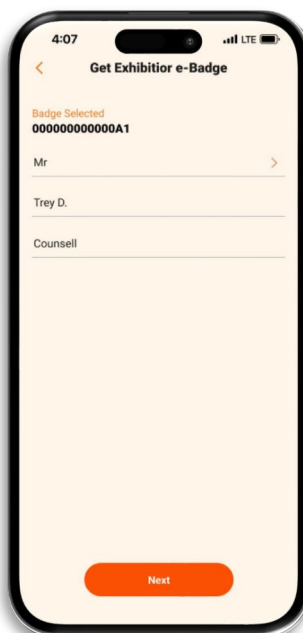


Select your e-Badge.

"Select" – available for redemption

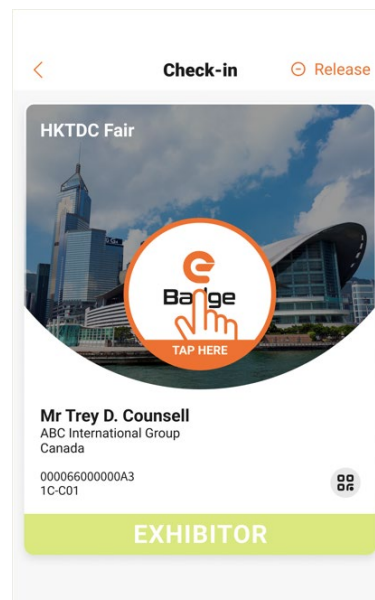
"Release" – has been redeemed

Step 6



Input your name.

Step 7




You can access the fairs by the e-Badge.

You can also click [here](#) to watch the tutorial video on how to get the E-badge via the App.

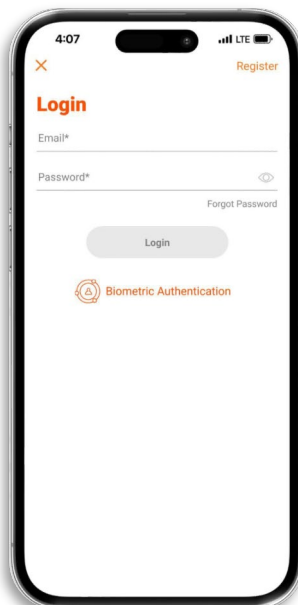
Guideline2 : How to send an Exhibitor E-badge to other staff

Step 1




Download HKTDC Marketplace App.

Step 2




Login with your Exhibitor Account.

Step 3



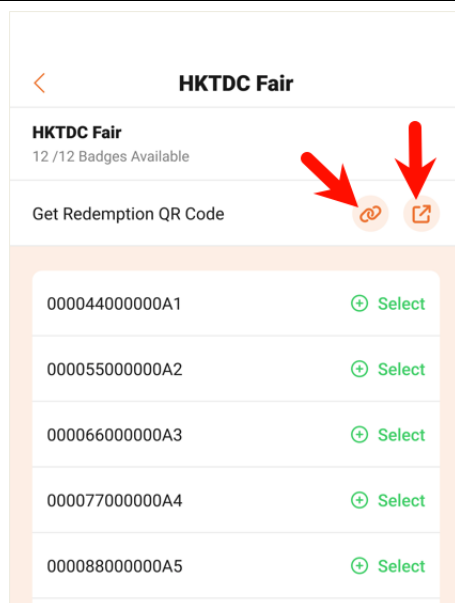
Click the e-Badge button.

Step 4



Click "Get Exhibitor e-Badge".

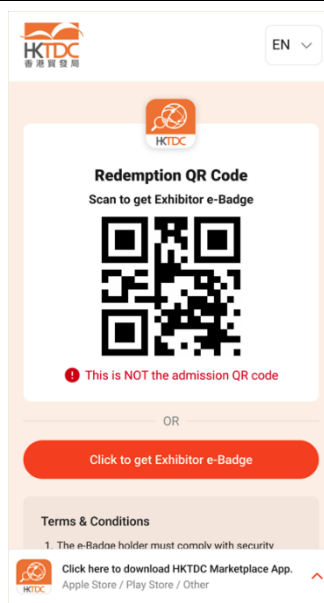
Step 5



Click to copy link

Click to open the link

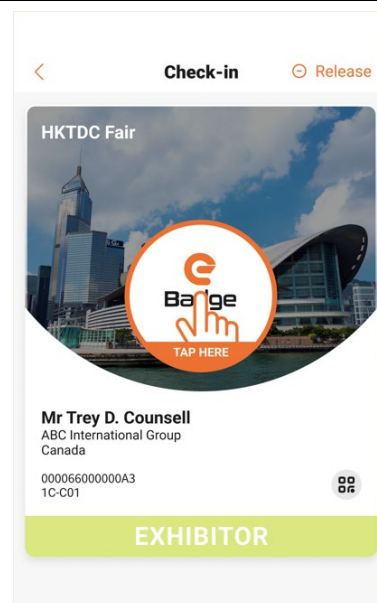
Step 6



(this is NOT the admission QR code)

Send the link or the QR code to other staff

Step 7



Your staff(s) can redeem the e-badge via HKTDC Marketplace App

You can also click [here](#) to watch the tutorial video on how to send the e-badge via the App.

#Note: The exhibitor has to bear full responsibility to ensure the QR code(s) / e-badge(s) is/are redeemed and used by authorized person(s) in the same company / organisation only and are strictly non-transferable to any third parties.